Lukas James Bass

Eight Strings

for violin and violoncello

Lukas James Bass

Eight Strings

for violin and violoncello

(2025)

ca. 7’

Key

- String Clef—this clef indicates actions to be performed on the open strings (I, II, III, IV from top to bottom). Rhythm is often left unspecified beyond the beats that surround it. Actions should be performed in the usual playing position unless otherwise indicated.

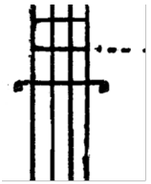

- Bridge Clef—this clef is used to represent location on the strings that should be bowed. Sometimes a music staff indicating fingerings to be used will be placed below the clef. Otherwise the strings will be indicated as muted or otherwise left open to ring freely. A black line indicates normal, continuous bowing. Dynamics are relative to activity (if the page is visually busy and/or much motion is necessary). Unless rhythm is indicated, the actions may be performed at any point between the beats indicated in the middle line. The horizontal dotted line indicates the location of the bridge.

- Mute—mute strings with the left hand so strings produce an audible unpitched sound.

- Unmute—unmunte strings with left hand.

- Tremolo—normal line with perpendicular slashes indicates tremolo bowing

- Overpressure—can also appear as individual bursts of over pressure:

- Where there is a box/shape, lightly move bow in direction indicated between the high and low points indicated by the box's borders.

- Move bow up and down/vertically (like a windshield wiper)

- Move bow in a quasi-circular motion

- Move bow in a quasi-figure-8 motion

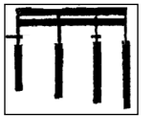

- Move bow vertically between the high and low points of the thick line, but with more pressure/speed, so there is audible articulation according to the given rhythm. Sound should border on overpressure.

- A right-facing arrow indicates a gradual change of technique/strings indicated at the beginning of the arrow to the one at the end. Where gradual change isn't practical, perform ad lib. Sometimes an arrow will occur parallel to a line indicating bow motion. This also indicates a gradual transition between techniques, even if techniques are symbolized and not presented as technique text. 

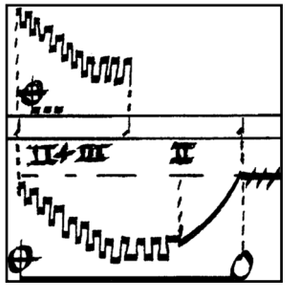

- Events connected vertically by a dotted line occur simultaneously.

Key (cont.)

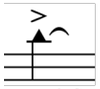

- A triangle with the tip pointed up indicates the highest possible note. One with the tip pointed down indicates the lowest possible note on string indicated

- Natural harmonics are indicated with a hollow diamond notehead. The string will be indicated above by its roman numeral
- Battuto (arco or col legno). Indicated by a hollow square or is written out.



- Jete/ricochet. Throw/bounce bow on string, letting it bounce rebound naturally and speeding up. Exact number of bounces is not important. In the computer-engraved sections, it will appear with a fanned beam:
- Fingernail pizzicato and snap pizzicato are indicated according to convention, however fingernail pizzicato is upside-down in String Clef sections.
- Sections marked “solo” may be played with free rubato and with pauses as necessary to set up techniques in various passages (e.g. pizz to arco)

This piece was composed for the 2025 highSCORE festival

Eight Strings

Lukas James Bass (2025)



Eight Strings © 2025 by Lukas James Bass is licensed under CC BY 4.0


8
pizz.
p
mf
ff
p
fsub.
p
5:4
11
arco
fsub.
sul pont.
(pp)
alla chitarra
pizz.
7:8
f
ritardando
15
a tempo (♩≈66)
end solo
mp
arco
fffespressivo
pizz.
sfz
sul pont.
arco
pp

m.16

vln.

vcl.

molto accel.

Sub. a tempo

m.19

Pizz

sim.

col legno

I+II

m.21

arco

col legno

arco

arco

col legno


25
solo
3
arco batutto
7:8
p sospettosamente
7:8
arco
sim.
gliss.
7:8
f
IV
arco batutto
end solo
p
28
arco
p
3
f
0
pizz.
7:8
p
7:8
col legno
mf
sul tasto
arco
pp
ord.
mf
IV
p
sul pont.
pp
solo
pizz.
f


32
arco
f
11:8
col legno
7:8
5:4
arco
III
6
end solo
7:8
ff
36
ord.
fp
6
5:4
3
II
p sub.
3

m. 38

II

II+III

col legno

arco

battuto

III

IV

5:3

f

10:8

p sub.

II

I

m.40

IV

sim.

arco
sul pont.

ord.

ppp cantabile

pp

fp

m.42

sul tasto

sul pont.

pp

fp


44
pizz.
sfz
mf
pizz.
p
IV
II
IV
II
46
arco
5:4
p
sfz
arco
f
pizz.
p
f
arco
ff
arco batutto
II
p


50
arco
p
mf
3
pp
p
fsub.
p
pizz.


54
pizz.
3
f
3
5
p
arco
I
p

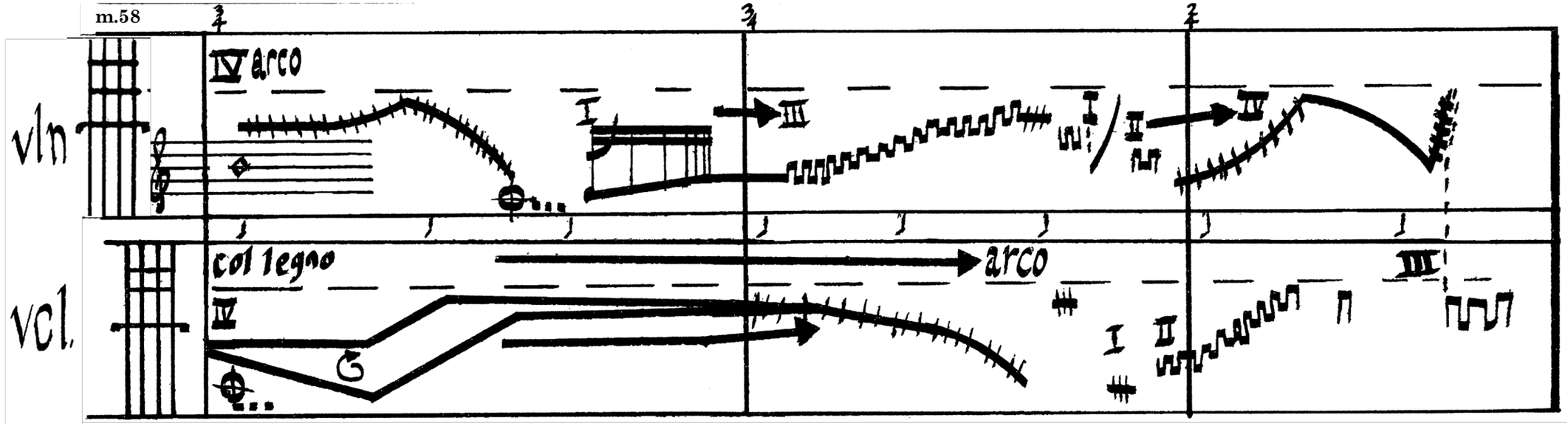
m.58
vln
IV arco
vcl.
col legno
arco

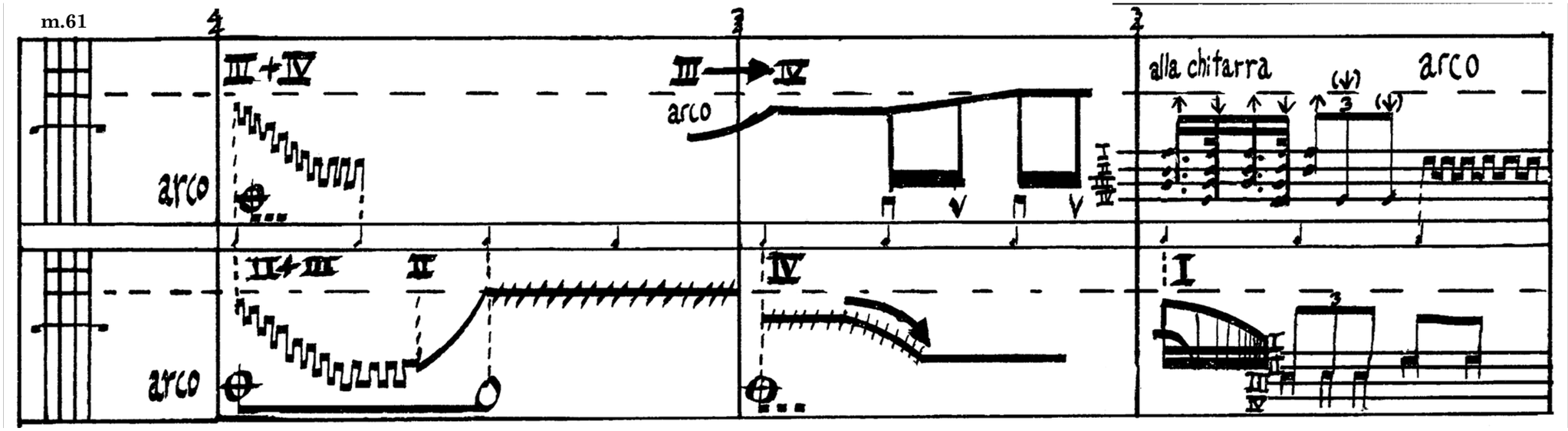
m.61
III+IV
arco
III
IV
arco
alla chitarra
arco
II+III
II
IV
I


64
arco
fp
arco
mf
(gliss continuously)
I
II
ff
III
IV
sfz
pp
(gliss continuously)
p
68
f
ord.
5:4
8va
sul pont.
p
ord.
71
(8)
sul pont.
p possibile
ord.
sul pont.
7:8
6:4
p possibile


75
5:4
7:8
ord.
fsub.
ord.
fp possibile
5:4
5:4
5:4
(mp)
fffsub.
78
fff
p
senza sord.
f
5
3
pizz.
alla chitarra
3
p
arco
sffz

m.82

vln.

vcl.

arco

col legno

arco

col legno

m.86

sim.

arco

m.88

col legno battuto

arco

sfz

ff

pp


91
arco
p
f
mp sub.
pizz.
pp
ff sub.
pizz.
f
96
p
(ppp)
mp
ppp
p